

IHSG	7,074
Change (%)	-0.19%
Net Foreign	-919.8 B
Support	7050
Resistance	7120

Sectoral	Last
IDXBASIC.JK	1,346
IDXCYCLIC.JK	776
IDXENERGY.JK	2,170
IDXFINANCE.JK	1,430
IDXHEALTH.JK	1,329
IDXNONCYC.JK	685
IDXINDUST.JK	1,064
IDXINFRA.JK	1,571
IDXPROPERT.JK	617
IDXTECHNO.JK	3,240
IDXTRANS.JK	1,347

Commodities	Last	Change %
Crude Oil May 24	83.0	0.21%
Brent Crude Oil	87.4	0.43%
Gold Jun 24	2345.5	-0.04%
Copper May 24	4.5	0.11%

Indeks	Close	Change %
Dow Jones Industrial Average	38,240	0.67%
S&P 500	5,011	0.87%
NASDAQ Composite	15,451	1.11%
FTSE 100	8,024	1.62%
DAX PERFORMANCE-INDEX	17,861	0.70%
SSE Composite Index	3,045	-0.67%
HANG SENG INDEX	16,512	1.77%
Nikkei 225	37,643	0.55%

Indikator	Tingkat
GDP Growth Rate	0.45 percent
GDP Annual Growth Rate	5.04 percent
Unemployment Rate	5.32 percent
Inflation Rate	3.05 percent
Inflation Rate MoM	0.52 percent
Interest Rate	6 percent
Balance of Trade	4473 USD Million
Current Account	-1290 USD Million
Current Account to GDP	-0.3 percent of GDP
Government Debt to GDP	39.9 percent of GDP
Government Budget	-1.65 percent of GDP
Business Confidence	13.17 points
Manufacturing PMI	54.2 points



Source: Trading View, Divisi Research Erdikha

NEWS HIGHLIGHT

- BCA (BBCA) Bukukan Laba Naik 11,7 Persen Capai Rp12,9T di Kuartal I
- Kuartal I-2024, Laba Emiten Boy Thohir (ESSA) Terbang 228 Persen
- Dividen Infotek (JATI) Rp0,25 per Lembar
- Drop 44 Persen, Laba Bank Salim Group (BINA) Kuartal I Sisa Rp32 M
- Kuartal I-2024, Laba Eastparc Hotel (EAST) Terpangkas 15 Persen

NEWS MARKET

SENTIMEN GLOBAL
 - Pasar saham global bergerak variatif pada perdagangan sebelumnya. Indeks S&P 500, Eurostoxx, dan Shanghai komposit masing-masing bergerak sebesar +0.87%, +0.39%, dan -0.67%.
 - Obligasi AS tenor acuan 10 tahun ditutup turun dari 4.63% ke 4.61%. Pergerakan pasar dipengaruhi oleh Risalah Pejabat The Fed yang higher for longer, Rilis Data Ekonomi China yang negatif.

SENTIMEN DOMESTIK
 - Faktor global juga mempengaruhi pergerakan pasar di level domestik. Rupiah terdepresiasi 0.23% ke level 16,256.
 - Imbal hasil obligasi negara tenor acuan 10 tahun naik dari 7.04% ke 7.07% dan IHSG melemah -0.19%. Pergerakan pasar dipengaruhi Rilis data inflasi yang melebihi ekspektasi pasar, dan Risalah Pejabat The Fed yang higher for longer.

SENTIMEN MAKRO
 - Indeks Keyakinan Konsumen Indonesia meningkat menjadi 123,8 pada Maret 2024 dari level terendah dalam lima bulan terakhir di 123,1 dan masih ada berada di level optimis.
 - Indeks Penjualan Ritel di Indonesia tumbuh 6.4% YoY pada Februari 2024, tumbuh dari periode sebelumnya sebesar 1.10% YoY.
 - Badan Pusat Statistik (BPS) mencatat neraca perdagangan RI surplus sebesar \$4,47 miliar pada Maret 2024, lebih tinggi dibanding Februari 2024 dan Maret 2023, dan memperpanjang catatan surplus beruntun menjadi 47 bulan secara berturut-turut. Nilai ekspor pada Maret ini tercatat \$22,43 miliar atau turun 16,43% dibandingkan Februari 2024. Sementara nilai impor tercatat sebesar \$17,96 miliar atau turun 2,60% dibanding Februari 2024.

KOMODITAS
 - MINYAK MENTAH, Perdagangan minyak mentah melemah setelah Iran mengatakan bahwa mereka tidak akan memperburuk konflik dengan Israel.
 - EMAS, Perdagangan emas menguat dan mencatat kenaikan mingguan kelima berturut-turut, karena ketakutan akan adanya balasan lebih lanjut antara Iran dan Israel memicu permintaan safe havens.
 - COAL, Perdagangan batubara kembali merangkak naik pada Minggu (21/4). Kenaikan ini disebabkan karena konflik ketegangan di Timur Tengah masih berjalan dan meningkatnya permintaan sekaligus impor dari China.

PEKAN INI
 - IHSG Pada perdagangan Senin, 22 April 2024 IHSG di tutup melemah pada level 7.073,82 (-13.50 pts ; -0.19%) dengan volume lebih kecil dari hari kemarin.
 - Pelemahan IHSG berpotensi menguji support 7.060, penembusan level ini membuka peluang menuju 7.040.
 - Pada sisi kenaikan, saham-saham seperti ATLA, IOTF, SURI, RGAS, dan NICL mencatatkan pertumbuhan terbesar. Sementara itu, saham-saham MHKI, HILL, LPPF, PEGE, dan TOSK mengalami penurunan signifikan.
 - Investor asing melanjutkan net sell dengan nilai jumbo sebesar Rp919,80 miliar di seluruh pasar pada awal pekan ini. Dengan demikian, akumulasi net sell asing dalam sepekan mencapai 8,27 triliun di seluruh pasar.

Stock Recommendation

Stock	Last Price	Recommendation	TP 1	TP 2	Stop Loss	Commentary
BBNI	5,350	Trading Buy	5,450	5,600	5,175	Oversold, entry level: 5200-5350
ACES	945	Trading Buy	960	990	915	Oversold, entry level: 920-945
BRIS	2,540	Speculative Buy	2,590	2,660	2,460	Consolidation, entry level: 2470-2540
INCO	4,410	Hold	4,490	4,630	4,270	Consolidation
TINS	1,065	Hold	1,085	1,115	1,030	Bullish Continuation

LQ45 PRICE PERFORMANCE



Tuesday, April 23, 2024

CODE	PRICE	Daily (%)	PER		52 WEEK PRICE PERFORMANCE	YTD (%)		PRICE	%	52W Low	CURRENT POSITION	52W High	%
BRIS	2,540	0.00%	21			45.98%		2,540	75%	1,450	▼	2,960	-14%
ESSA	745	-0.67%	23			40.57%		745	55%	480	▼	830	-10%
SIDO	710	3.65%	22			35.24%		710	49%	478	▼	820	-13%
ACES	945	2.72%	21			31.25%		945	116%	438	▼	985	-4%
MEDC	1,480	-4.82%	6			28.14%		1,480	76%	840	▼	1,705	-13%
PTBA	3,080	-1.91%	6			26.23%		3,080	34%	2,300	▼	4,200	-27%
AKRA	1,795	-2.71%	13			21.69%		1,795	43%	1,255	▼	1,865	-4%
PGAS	1,340	-0.74%	7			18.58%		1,340	26%	1,060	▼	1,535	-13%
INKP	9,850	2.07%	8			18.32%		9,850	43%	6,900	▼	11,850	-17%
ADRO	2,750	-0.36%	3			15.55%		2,750	37%	2,010	▼	3,160	-13%
EXCL	2,300	5.02%	24			15.00%		2,300	36%	1,695	▼	2,640	-13%
UNTR	25,300	-0.20%	4			11.82%		25,300	21%	20,925	▼	31,500	-20%
BMRI	6,725	0.00%	11			11.16%		6,725	36%	4,950	▼	7,500	-10%
BBTN	1,360	-1.09%	5			8.80%		1,360	15%	1,180	▼	1,610	-16%
ANTM	1,770	0.57%	14			3.81%		1,770	26%	1,405	▼	2,150	-18%
MBMA	580	0.87%	512			3.57%		580	22%	476	▼	940	-38%
PGEO	1,205	-1.23%	19			2.99%		1,205	67%	720	▼	1,680	-28%
INCO	4,410	0.23%	10			2.32%		4,410	22%	3,610	▼	7,100	-38%
HRUM	1,335	3.49%	7			0.00%		1,335	24%	1,075	▼	1,945	-31%
ITMG	25,575	-0.49%	4			-0.29%		25,575	16%	22,125	▼	34,275	-25%
BBNI	5,350	2.39%	10			-0.47%		5,350	24%	4,313	▼	6,250	-14%
BBCA	9,350	-1.32%	24			-0.53%		9,350	9%	8,600	▼	10,400	-10%
CPIN	4,990	0.81%	35			-0.70%		4,990	15%	4,330	▼	5,800	-14%
MDKA	2,680	-4.29%	#N/A			-0.74%		2,680	30%	2,060	▼	4,060	-34%
AMRT	2,880	2.86%	35			-1.71%		2,880	16%	2,490	▼	3,030	-5%
GGRM	19,675	0.64%	7			-3.20%		19,675	1%	19,450	▼	30,050	-35%
INDF	6,150	0.82%	7			-4.65%		6,150	2%	6,025	▼	7,550	-19%
MAPI	1,675	-1.18%	15			-6.42%		1,675	24%	1,350	▼	2,070	-19%
ICBP	9,800	0.77%	16			-7.33%		9,800	2%	9,600	▼	11,925	-18%
BBRI	5,300	0.47%	13			-7.42%		5,300	10%	4,830	▼	6,450	-18%
SRTG	1,510	-1.31%	#N/A			-7.93%		1,510	7%	1,405	▼	1,990	-24%
ASII	4,950	1.02%	6			-12.39%		4,950	2%	4,870	▼	7,000	-29%
KLBF	1,405	0.36%	23			-12.73%		1,405	2%	1,375	▼	2,200	-36%
MTEL	580	-0.85%	24			-17.73%		580	2%	570	▼	770	-25%
INTP	7,725	0.98%	14			-17.82%		7,725	1%	7,650	▼	11,500	-33%
TLKM	3,170	0.63%	13			-19.75%		3,170	2%	3,110	▼	4,500	-30%
PTMP	162	0.62%	61			-19.80%		162	138%	68	▼	338	-52%
TOWR	780	-2.50%	12			-21.21%		780	1%	770	▼	1,130	-31%
SMGR	5,025	-0.99%	16			-21.48%		5,025	1%	4,980	▼	7,250	-31%
ARTO	2,180	2.35%	417			-24.83%		2,180	42%	1,530	▼	3,860	-44%
BRPT	955	0.53%	211			-28.20%		955	35%	710	▼	1,950	-51%
GOTO	59	0.00%	#N/A			-31.40%		59	9%	54	▼	147	-60%
UNVR	2,410	1.26%	19			-31.73%		2,410	3%	2,330	▼	4,630	-48%
EMTK	372	0.54%	#N/A			-36.95%		372	3%	362	▼	805	-54%
BUKA	117	0.86%	#N/A			-45.83%		117	3%	114	▼	268	-56%

Sumber: Research Team Erdikha Elit Sekuritas

KETERANGAN

PER : PER saat ini dibawah 10 kali

YTD (%) : Kinerja harga saat ini dibandingkan dengan harga saham awal tahun

52W Low : **Harga terendah** selama 52 Minggu terakhir

52W High : **Harga tertinggi** selama 52 Minggu terakhir

LQ45 adalah Indeks yang mengukur kinerja harga dari

45 saham yang memiliki likuiditas tinggi dan kapitalisasi pasar besar serta didukung oleh fundamental perusahaan yang baik.

MSCI PRICE PERFORMANCE



Tuesday, April 23, 2024

CODE	PRICE	Daily (%)	PER		52 WEEK PRICE PERFORMANCE	YTD (%)		PRICE	%	52W Low	CURRENT POSITION	52W High	%
1 AMMN	8,750	-1.41%	147	AMMN		33.59%	AMMN	8,750	415%	1,700		9,000	-3%
2 INKP	9,850	2.07%	8	INKP		18.32%	INKP	9,850	43%	6,900		11,850	-17%
3 ADRO	2,750	-0.36%	3	ADRO		15.55%	ADRO	2,750	37%	2,010		3,160	-13%
4 UNTR	25,300	-0.20%	4	UNTR		11.82%	UNTR	25,300	21%	20,925		31,500	-20%
5 BMRI	6,725	0.00%	11	BMRI		11.16%	BMRI	6,725	36%	4,950		7,500	-10%
6 ANTM	1,770	0.57%	14	ANTM		3.81%	ANTM	1,770	26%	1,405		2,150	-18%
7 BBNI	5,350	2.39%	10	BBNI		-0.47%	BBNI	5,350	24%	4,313		6,250	-14%
8 BBKA	9,350	-1.32%	24	BBKA		-0.53%	BBKA	9,350	9%	8,600		10,400	-10%
9 CPIN	4,990	0.81%	35	CPIN		-0.70%	CPIN	4,990	15%	4,330		5,800	-14%
10 MDKA	2,680	-4.29%	#N/A	MDKA		-0.74%	MDKA	2,680	30%	2,060		4,060	-34%
11 AMRT	2,880	2.86%	35	AMRT		-1.71%	AMRT	2,880	16%	2,490		3,030	-5%
12 INDF	6,150	0.82%	7	INDF		-4.65%	INDF	6,150	2%	6,025		7,550	-19%
13 ICBP	9,800	0.77%	16	ICBP		-7.33%	ICBP	9,800	2%	9,600		11,925	-18%
14 BBRI	5,300	0.47%	13	BBRI		-7.42%	BBRI	5,300	10%	4,830		6,450	-18%
15 ASII	4,950	1.02%	6	ASII		-12.39%	ASII	4,950	2%	4,870		7,000	-29%
16 KLBF	1,405	0.36%	23	KLBF		-12.73%	KLBF	1,405	2%	1,375		2,200	-36%
17 TLKM	3,170	0.63%	13	TLKM		-19.75%	TLKM	3,170	2%	3,110		4,500	-30%
18 TOWR	780	-2.50%	12	TOWR		-21.21%	TOWR	780	1%	770		1,130	-31%
19 SMGR	5,025	-0.99%	16	SMGR		-21.48%	SMGR	5,025	1%	4,980		7,250	-31%
20 BRPT	955	0.53%	211	BRPT		-28.20%	BRPT	955	35%	710		1,950	-51%
21 GOTO	59	0.00%	#N/A	GOTO		-31.40%	GOTO	59	9%	54		147	-60%
22 UNVR	2,410	1.26%	19	UNVR		-31.73%	UNVR	2,410	3%	2,330		4,630	-48%

Sector Weights for Monday, March 18, 2024

Sector Name	Weight%
Financials	62.21
Communication Services	10
Consumer Staples	7.73
Materials	7.52
Industrials	4.89
Energy	3.47
Consumer Discretionary	2.79
Health Care	1.41

Industry Group Weights for Monday, March 18, 2024

Industry Group Name	Weight%
Banks	62.21
Telecommunication Services	10
Materials	7.52
Capital Goods	4.89
Food Beverage & Tobacco	4.28
Energy	3.47
Consumer Discretionary Distribution & Retail	2.79
Consumer Staples Distribution & Retail	2.51
Pharmaceuticals, Biotechnology & Life Sciences	1.41
Household & Personal Products	0.94

MSCI FEBRUARY 2024 QUARTERLY INDEX REVIEW

Announcement date : February 12, 2024, All changes will be made as of the close of February 29, 2024, Effective date March 01, 2024

INDONESIA

- MSCI Global Standard Indexes List

Additions : -

Deletions : -

- MSCI Small Cap Indexes List

Additions : BUMI, MIDI

Deletions : CUAN

NEXT

May 2024 Index Review

o Announcement date: May 14, 2024

o Effective date: Jun 03, 2024

Sumber: Research Team Erdikha Elit Sekuritas

KETERANGAN

PER	: PER saat ini dibawah 10 kali
YTD (%)	: Kinerja harga saat ini dibandingkan dengan harga saham awal tahun
52W Low	: Harga terendah selama 52 Minggu terakhir
52W High	: Harga tertinggi selama 52 Minggu terakhir

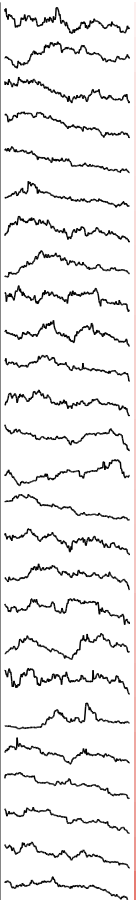
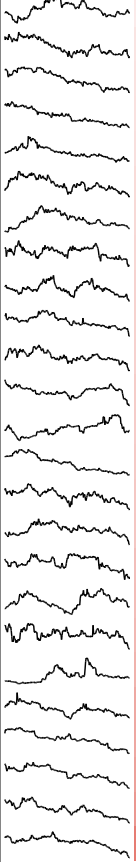

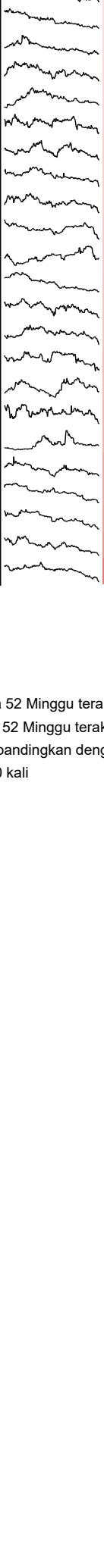
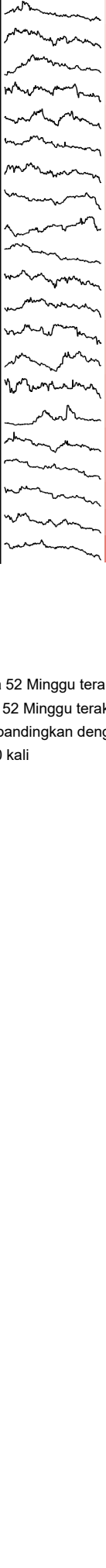





















IDX80 PERFORMANCE



Tuesday, April 23, 2024

260

CODE	PRICE	Daily (%)	PER	52 WEEK PRICE PERFORMANCE	YTD (%)	PRICE	%	52W Low	CURRENT POSITION	52W High	%
TINS	1,065	6.50%	#N/A		65.12%	TINS	1,065	105%	520	1,095	-3%
BRIS	2,540	0.00%	21		45.98%	BRIS	2,540	75%	1,450	2,960	-14%
ESSA	745	-0.67%	23		40.57%	ESSA	745	55%	480	830	-10%
SIDO	710	3.65%	22		35.24%	SIDO	710	49%	478	820	-13%
TPIA	7,000	2.19%	#N/A		33.33%	TPIA	7,000	251%	1,995	7,350	-5%
ACES	945	2.72%	21		31.25%	ACES	945	116%	438	985	-4%
MEDC	1,480	-4.82%	6		28.14%	MEDC	1,480	76%	840	1,705	-13%
PTBA	3,080	-1.91%	6		26.23%	PTBA	3,080	34%	2,300	4,200	-27%
AKRA	1,795	-2.71%	13		21.69%	AKRA	1,795	43%	1,255	1,865	-4%
PGAS	1,340	-0.74%	7		18.58%	PGAS	1,340	26%	1,060	1,535	-13%
INKP	9,850	2.07%	8		18.32%	INKP	9,850	43%	6,900	11,850	-17%
SMIL	141	-2.76%	15		16.53%	SMIL	141	45%	97	230	-39%
ADRO	2,750	-0.36%	3		15.55%	ADRO	2,750	37%	2,010	3,160	-13%
EXCL	2,300	5.02%	24		15.00%	EXCL	2,300	36%	1,695	2,640	-13%
MAPA	940	0.53%	19		14.63%	MAPA	940	109%	450	1,170	-20%
PNLF	300	5.63%	6		13.64%	PNLF	300	24%	242	344	-13%
UNTR	25,300	-0.20%	4		11.82%	UNTR	25,300	21%	20,925	31,500	-20%
BMRI	6,725	0.00%	11		11.16%	BMRI	6,725	36%	4,950	7,500	-10%
JSMR	5,400	-0.46%	6		10.88%	JSMR	5,400	71%	3,160	5,700	-5%
GJTL	1,145	0.88%	3		10.63%	GJTL	1,145	82%	630	1,490	-23%
ISAT	10,300	-2.83%	18		9.87%	ISAT	10,300	56%	6,600	12,250	-16%
BBTN	1,360	-1.09%	5		8.80%	BBTN	1,360	15%	1,180	1,610	-16%
ADMR	1,440	2.86%	8		5.88%	ADMR	1,440	95%	740	1,600	-10%
TKIM	7,700	-0.96%	9		5.48%	TKIM	7,700	38%	5,600	10,375	-26%
ANTM	1,770	0.57%	14		3.81%	ANTM	1,770	26%	1,405	2,150	-18%
MBMA	580	0.87%	512		3.57%	MBMA	580	22%	476	940	-38%
PGEO	1,205	-1.23%	19		2.99%	PGEO	1,205	67%	720	1,680	-28%
PTPP	440	6.28%	6		2.80%	PTPP	440	9%	402	835	-47%
WIFI	158	8.97%	6		2.60%	WIFI	158	23%	128	280	-44%
ELSA	398	-1.97%	6		2.58%	ELSA	398	28%	312	460	-13%
INCO	4,410	0.23%	10		2.32%	INCO	4,410	22%	3,610	7,100	-38%
INDY	1,460	0.34%	4		1.74%	INDY	1,460	14%	1,285	2,670	-45%
HRUM	1,335	3.49%	7		0.00%	HRUM	1,335	24%	1,075	1,945	-31%
ITMG	25,575	-0.49%	4		-0.29%	ITMG	25,575	16%	22,125	34,275	-25%
BBNI	5,350	2.39%	10		-0.47%	BBNI	5,350	24%	4,313	6,250	-14%
BBCA	9,350	-1.32%	24		-0.53%	BBCA	9,350	9%	8,600	10,400	-10%
CPIN	4,990	0.81%	35		-0.70%	CPIN	4,990	15%	4,330	5,800	-14%
MDKA	2,680	-4.29%	#N/A		-0.74%	MDKA	2,680	30%	2,060	4,060	-34%
AMRT	2,880	2.86%	35		-1.71%	AMRT	2,880	16%	2,490	3,030	-5%
GGRM	19,675	0.64%	7		-3.20%	GGRM	19,675	1%	19,450	30,050	-35%
ENRG	210	-3.67%	5		-4.55%	ENRG	210	9%	193	302	-30%
INDF	6,150	0.82%	7		-4.65%	INDF	6,150	2%	6,025	7,550	-19%
CTRA	1,115	0.45%	11		-4.70%	CTRA	1,115	14%	975	1,335	-16%
MPMX	1,000	0.00%	8		-4.76%	MPMX	1,000	3%	970	1,345	-26%
MIKA	2,680	0.00%	41		-5.96%	MIKA	2,680	10%	2,430	3,100	-14%
ERAA	400	3.09%	8		-6.10%	ERAA	400	23%	326	545	-27%
ASSA	740	-2.63%	26		-6.33%	ASSA	740	8%	685	1,420	-48%
MAPI	1,675	-1.18%	15		-6.42%	MAPI	1,675	24%	1,350	2,070	-19%
MYOR	2,330	1.75%	16		-6.43%	MYOR	2,330	4%	2,250	2,900	-20%
JPFA	1,100	-3.08%	14		-6.78%	JPFA	1,100	8%	1,015	1,410	-22%
ICBP	9,800	0.77%	16		-7.33%	ICBP	9,800	2%	9,600	11,925	-18%
BBRI	5,300	0.47%	13		-7.42%	BBRI	5,300	10%	4,830	6,450	-18%
BFIN	1,115	-2.19%	10		-7.47%	BFIN	1,115	17%	955	1,535	-27%

SRTG	1,510	-1.31%	#N/A	SRTG		-7.93%	SRTG	1,510	7%	1,405	▼	1,990	-24%
BRMS	154	-3.14%	95	BRMS		-9.41%	BRMS	154	35%	114	▼	226	-32%
PWON	400	2.04%	9	PWON		-11.89%	PWON	400	2%	392	▼	525	-24%
ASII	4,950	1.02%	6	ASII		-12.39%	ASII	4,950	2%	4,870	▼	7,000	-29%
KLBF	1,405	0.36%	23	KLBF		-12.73%	KLBF	1,405	2%	1,375	▼	2,200	-36%
BMTR	232	0.00%	6	BMTR		-13.43%	BMTR	232	5%	220	▼	388	-40%
SMRA	490	2.08%	11	SMRA		-14.78%	SMRA	490	2%	480	▼	740	-34%
AUTO	1,995	-0.75%	5	AUTO		-15.47%	AUTO	1,995	12%	1,785	▼	3,620	-45%
TBIG	1,755	0.29%	25	TBIG		-16.03%	TBIG	1,755	10%	1,600	▼	2,300	-24%
MTEL	580	-0.85%	24	MTEL		-17.73%	MTEL	580	2%	570	▼	770	-25%
INTP	7,725	0.98%	14	INTP		-17.82%	INTP	7,725	1%	7,650	▼	11,500	-33%
BSDE	885	1.72%	10	BSDE		-18.06%	BSDE	885	2%	870	▼	1,235	-28%
TLKM	3,170	0.63%	13	TLKM		-19.75%	TLKM	3,170	2%	3,110	▼	4,500	-30%
PTMP	162	0.62%	61	PTMP		-19.80%	PTMP	162	138%	68	▼	338	-52%
MNCN	306	0.00%	4	MNCN		-20.73%	MNCN	306	8%	284	▼	715	-57%
TOWR	780	-2.50%	12	TOWR		-21.21%	TOWR	780	1%	770	▼	1,130	-31%
SMGR	5,025	-0.99%	16	SMGR		-21.48%	SMGR	5,025	1%	4,980	▼	7,250	-31%
HEAL	1,125	-3.02%	38	HEAL		-24.50%	HEAL	1,125	2%	1,105	▼	1,575	-29%
ARTO	2,180	2.35%	417	ARTO		-24.83%	ARTO	2,180	42%	1,530	▼	3,860	-44%
SCMA	125	0.00%	24	SCMA		-26.47%	SCMA	125	2%	122	▼	177	-29%
BRPT	955	0.53%	211	BRPT		-28.20%	BRPT	955	35%	710	▼	1,950	-51%
GOTO	59	0.00%	#N/A	GOTO		-31.40%	GOTO	59	9%	54	▼	147	-60%
UNVR	2,410	1.26%	19	UNVR		-31.73%	UNVR	2,410	3%	2,330	▼	4,630	-48%
BTPS	1,115	1.36%	8	BTPS		-34.02%	BTPS	1,115	3%	1,085	▼	2,350	-53%
EMTK	372	0.54%	#N/A	EMTK		-36.95%	EMTK	372	3%	362	▼	805	-54%
BUKA	117	0.86%	#N/A	BUKA		-45.83%	BUKA	117	3%	114	▼	268	-56%

Sumber: Research Team Erdikha Elit Sekuritas

KETERANGAN

52W Low	:	Harga terendah selama 52 Minggu terakhir
52W High	:	Harga tertinggi selama 52 Minggu terakhir
YTD (%)	:	Kinerja harga saat ini dibandingkan dengan harga saham awal tahun
PER	:	PER saat ini dibawah 10 kali

IDX80 adalah Indeks yang mengukur kinerja harga dari 80 saham yang memiliki likuiditas tinggi dan kapitalisasi pasar besar serta didukung oleh fundamental perusahaan yang baik.

ECONOMIC CALENDAR



				Actual	Previous	Consensus	Forecast
Tuesday April 23 2024							
7:55 PM	US	<u>Redbook YoY APR/20</u>		4.90%			
8:45 PM	US	<u>S&P Global Composite PMI Flash APR</u>		52.1			52.2
8:45 PM	US	<u>S&P Global Manufacturing PMI Flash APR</u>		51.9			52
8:45 PM	US	<u>S&P Global Services PMI Flash APR</u>		51.7			51.8
9:00 PM	US	<u>New Home Sales MAR</u>		0.662M		0.668M	0.68M
9:00 PM	US	<u>New Home Sales MoM MAR</u>		-0.30%			2.70%
Wednesday April 24 2024							
12:00 AM	US	<u>2-Year Note Auction</u>		4.60%			
3:30 AM	US	<u>API Crude Oil Stock Change APR/19</u>		4.090M			
2:20 PM	ID	<u>Loan Growth YoY MAR</u>		11.28%			
2:30 PM	ID	<u>Interest Rate Decision</u>		6.00%			6%
2:30 PM	ID	<u>Deposit Facility Rate APR</u>		5.25%			5.25%
2:30 PM	ID	<u>Lending Facility Rate APR</u>		6.75%			6.75%
9:30 PM	US	<u>EIA Crude Oil Stocks Change APR/19</u>		2.735M		1.7M	
Thursday April 25 2024							
12:00 AM	US	<u>5-Year Note Auction</u>		4.24%			
10:00 AM	ID	<u>M2 Money Supply YoY MAR</u>		5.30%			
7:30 PM	US	<u>GDP Growth Rate QoQ Adv Q1</u>		3.40%		2.50%	2.30%
7:30 PM	US	<u>GDP Price Index QoQ Adv Q1</u>		1.70%		3%	1.90%
7:30 PM	US	<u>Goods Trade Balance Adv MAR</u>		\$-91.84B		\$0B	\$-90.3B
7:30 PM	US	<u>Initial Jobless Claims APR/20</u>		212K		215K	213.0K
7:30 PM	US	<u>Retail Inventories Ex Autos MoM Adv MAR</u>		0.40%			0.30%
7:30 PM	US	<u>Wholesale Inventories MoM Adv MAR</u>		0.50%		0.20%	0.20%
7:30 PM	US	<u>Continuing Jobless Claims APR/13</u>		1812K			1814.0K
7:30 PM	US	<u>Core PCE Prices QoQ Adv Q1</u>		2.00%			2%
7:30 PM	US	<u>GDP Sales QoQ Adv Q1</u>		3.90%			3.10%
7:30 PM	US	<u>Jobless Claims 4-week Average APR/20</u>		214.5K			215.0K
7:30 PM	US	<u>PCE Prices QoQ Adv Q1</u>		1.80%			2%
7:30 PM	US	<u>Real Consumer Spending QoQ Adv Q1</u>		3.30%		2.80%	2.90%
Friday April 26 2024							
12:00 AM	US	<u>7-Year Note Auction</u>		4.19%			
7:30 PM	US	<u>Core PCE Price Index MoM MAR</u>		0.30%		0.30%	0.30%
7:30 PM	US	<u>Personal Income MoM MAR</u>		0.30%		0.50%	0.40%
7:30 PM	US	<u>Personal Spending MoM MAR</u>		0.80%		0.60%	0.50%
7:30 PM	US	<u>PCE Price Index MoM MAR</u>		0.30%		0.30%	0.30%
7:30 PM	US	<u>PCE Price Index YoY MAR</u>		2.50%		2.60%	2.60%
7:30 PM	US	<u>Core PCE Price Index YoY MAR</u>		2.80%		2.60%	2.70%

CORPORATE ACTION



Tuesday, April 23, 2024

Cash Dividend

JATI

[Cum]

Cash Dividend

LPPF | BNGA | ROTI | BNLI

[Recording]

Cash Dividend

AVIA

[Ex]

Right Issue

SDRA

[Cum]

Right Issue

PYFA

[Recording]

Waran

PYFA

[Recording]

Public Expose

MFIN | AALI | SCNP | ASGR

RUPS

SCNP | ASRM | VINS | HMSP | AALI | MPXL | ASGR | ASJT

AALI - RUPST

Date :23/04/2024

Time :09:00

Venue : Catur Dharma Hall Lt.5, Menara Astra, Jalan Jendra Sudirman Kav. 5-6 Jakarta Pusat 10220

ASGR - RUPST

Date : 23/04/2024

Time :13:30

Venue: Catur Dharma Hall, Menara Astra Lantai 5 Jl. Jenderal Sudirman Kav.5-6 Jakarta

ASRM - RUPST & RUPSLB

Date :23/04/2024

Time : 10:00

Venue: Hotel Borobudur Banda A Room, Lobby Level, Jl. Lapangan Banteng Selatan, Jakarta Pusat.

HMSP - RUPST

Date :23/04/2024

Time :09:00

Venue: Glass House (Lantai 8), The Ritz-Carlton Jakarta Pacific Place, Sudirman Central Business District (SCBD), Jl.

MFIN - RUPST & RUPSLB

Date :23/04/2024

Time :10:00

Venue: Kantor PT Mandala Multifinance Tbk, Jl. Menteng Raya No. 24 A-B Jakarta Pusat

MPXL - RUPST & RUPSLB

Date :23/04/2024

Time : 14:00

Venue : Swissotel Lt. 7 Pantai Indah Kapuk, Jakarta Utara

SCNP - RUPST

Date : 23/04/2024

Time : 13:30

Venue:PT SCNP Tbk, Jl. Raya Narogong Km. 19 Dusun Pasir Angin, RT/RW 003/004 Cileungsi, Bogor 16820 Indonesia

SDRA - Right Issue

Ratio (New : Old) 1600000000: 2142058591 and Exercise

Price Rp 500

Cum Date: 23/04/2024

Ex Date: 24/04/2024

Recording Date: 25/04/2024

Trading Date: 29/04/2024 -06/05/2024

Subscription Date: 29/04/2024-06/05/2024

ASJT - RUPST

Date :23/04/2024

Time : 14:00

Venue:Kantor Pusat PT Asuransi Jasa Tania Tbk, Gedung Agro Plaza Lantai 9, Jl. HR Rasuna Said Kav. X2 No. 1 Jakarta Selatan 12950

LQ 45 Performance

Top Gainer

EXCL 2,300 (5%)
SIDO 710 (3.6%)
HRUM 1,335 (3.4%)
AMRT 2,880 (2.8%)
ACES 945 (2.7%)

Top Volume

GOTO 59 (19.6 Mn Lot)
BBRI 5,300 (3.4 Mn Lot)
BUKA 117 (2.2 Mn Lot)
TLKM 3,170 (1.4 Mn Lot)
BBCA 9,350 (1.2 Mn Lot)

Top Frekuensi

BBRI 5,300 (53k x)
BBCA 9,350 (27k x)
TLKM 3,170 (21k x)
BMRI 6,725 (18k x)
GOTO 59 (15k x)

Top Loser

MEDC 1,480 (-4.8%)
MDKA 2,680 (-4.2%)
AKRA 1,795 (-2.7%)
TOWR 780 (-2.5%)
PTBA 3,080 (-1.9%)

Top Value

BBRI 5,300 (1788.8 IDR Bn)
BBCA 9,350 (1209.3 IDR Bn)
BMRI 6,725 (813.1 IDR Bn)
TLKM 3,170 (445.3 IDR Bn)
BBNI 5,350 (329.2 IDR Bn)

All Stock Performance

Top Gainer

PYFA 164 (34.4%)
TOPS 4 (33.3%)
NFCX 1,400 (25%)
POLU 472 (24.8%)
ATLA 264 (24.5%)

Top Volume

GOTO 59 (19.6 Mn Lot)
MPIX 82 (5.7 Mn Lot)
DOOH 56 (5.6 Mn Lot)
BBRI 5,300 (3.4 Mn Lot)
BHAT 430 (2.9 Mn Lot)

Top Frekuensi

LMAX 48 (125k x)
MPIX 82 (89k x)
BBRI 5,300 (53k x)
BBCA 9,350 (27k x)
TLKM 3,170 (21k x)

Top Loser

MHKI 306 (-25%)
GLVA 338 (-22.4%)
HILL 1,015 (-21.6%)
LPPF 1,505 (-15.6%)
TARA 6 (-14.2%)

Top Value

BBRI 5,300 (1788.8 IDR Bn)
BBCA 9,350 (1209.3 IDR Bn)
BMRI 6,725 (813.1 IDR Bn)
TLKM 3,170 (445.3 IDR Bn)
BBNI 5,350 (329.2 IDR Bn)

JAKARTA (Head Office)

Gedung Sucaco Lt 3
JL. Kebon Sirih Kav. 71
Jakarta Pusat – 10340
Telp : +622139836420

SEMARANG

JL. Sembodro No. 12A, Plomblokan
Kec. Semarang Utara, Kota Semarang
Jawa Tengah – 50171
WA : +6281808054623
Telp : +62243512068

SURABAYA

Ruko Galeri Bukit Indah
(Pakuwon Indah) RK03-001, Kel. Lontar
Kec. Sambikerep, Surabaya, Jawa Timur
WA : +62 856-7279-999
Telp : +623198700528

Telp : +62 21 3983 6420

Fax : +62 21 3983 6422

Email:

admin.aonline@erdikha.com

aof.elit@erdikha.com

Career: hrd@erdikha.com

Disclaimer :

The information contained herein has been compiled from sources that we believe to be reliable. No warranty (express or implied) is made to the accuracy or completeness of the information. All opinions and estimates included in this report constitute our judgment as of this date, without regards to its fairness, and are subject to change without notice. This document has been prepared for general information only, without regards to the specific objectives, financial situation and needs of any particular person who may receive it. No responsibility or liability whatsoever or howsoever arising is accepted in relation to the contents hereof by any company mentioned herein, or any their respective directors, officers or employees. This document is not an offer to sell or a solicitation to buy any securities. This firms and its affiliates and their officers and employees may have a position, make markets, act as principal or engage in transaction in securities or related investments of any company mentioned herein, may perform services for or solicit business from any company mentioned herein, and may have acted upon or used any of the recommendations herein before they have been provided to you. Available only to person having professional experience in matters relating to investments.